



Logout
Help

- HOME
- CREATE SURVEY
- MANAGE SURVEYS
- MANAGE MESSAGES
- MANAGE ACCOUNT

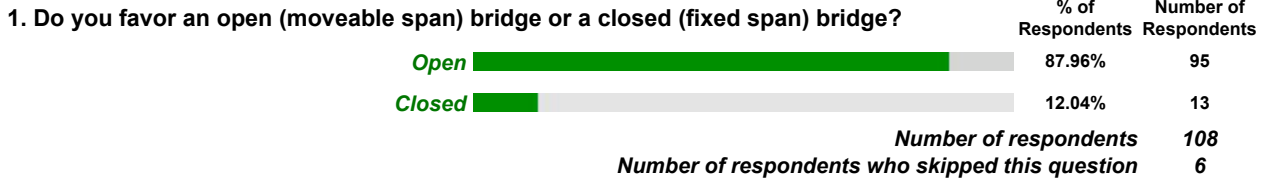
You are here > Manage Surveys > Summary Report

Display entire survey

Note: the calculation of %'s for multiple choice questions has recently changed, [click here for details](#).

Apply Filter
114 total responses, 114 as filtered

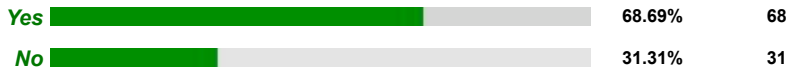
Page 1. This Survey is for All Property Owners and Visitors to the Sebago Lake Region



2. Why? (please briefly add your reasons or comments)

Number of Respondents 95
Number of respondents who skipped this question 19

3. If you believe the bridge should be kept open, may we use your name as a supporter of Save The Bridge in newspaper ads and on our website?



Number of respondents 99
Number of respondents who skipped this question 15

4. Name, address, phone and email are required if we are to include your name in an ad. We will not use your contact information for any purpose other than verification, and/or assembling statistics about how widespread our support is.

-
-
-
-
-
-
-
-

Name 114
Address 114
City 114
State 114
ZIP 114
Best phone number 114
E-mail Address 114
How I want my name to appear in ad 114
Number of respondents who skipped this question 0

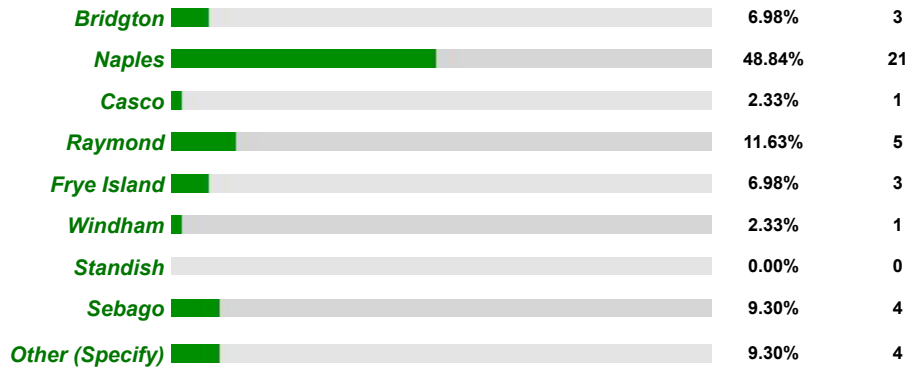
5. Are you a registered voter in the town of Naples?



Number of respondents 106
Number of respondents who skipped this question 8

6. If you own waterfront or waterfront-access property, which town is it in? "Waterfront access" means you have deeded rights to a specific waterfront area, not just a town beach or public launch. (check all that apply)

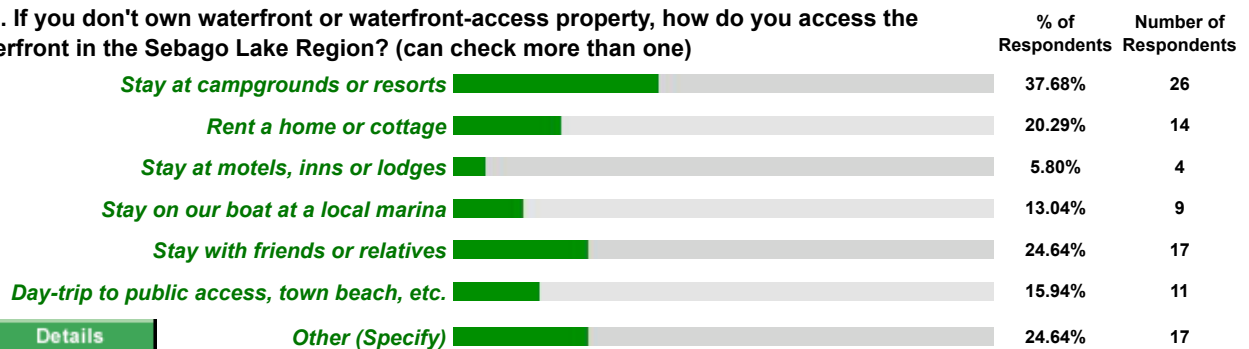




Details

Number of respondents 43
Number of respondents who skipped this question 71

7. If you don't own waterfront or waterfront-access property, how do you access the waterfront in the Sebago Lake Region? (can check more than one)



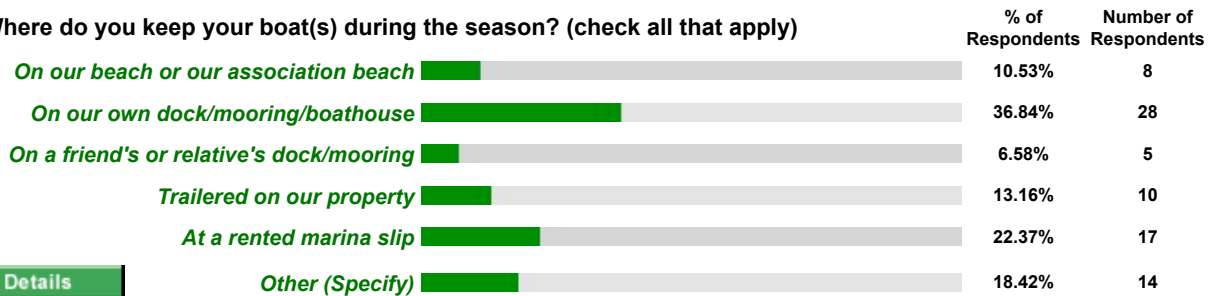
Details

Number of respondents 69
Number of respondents who skipped this question 45

8. If you own boats, what kind and size? (check all that apply)

	1	2	3 or more	Number of Respondents
Dinghy/Canoe/Kayak/Paddleboat /Rowboat	41% (15)	41% (15)	19% (7)	36
Rowboat w/motor	100% (9)	0% (0)	0% (0)	9
Runabout/Ski Boat 16-22'	94% (35)	5% (2)	0% (0)	37
Runabout 23-30'	100% (8)	0% (0)	0% (0)	8
Sport Cruiser 23-30'	100% (2)	0% (0)	0% (0)	2
Cabin Cruiser 23-40'	100% (10)	0% (0)	0% (0)	10
Party Boat/Pontoon	100% (11)	0% (0)	0% (0)	11
Sailboat	83% (5)	16% (1)	0% (0)	6
			Number of Respondents	76
			Number of respondents who skipped this question	38

9. Where do you keep your boat(s) during the season? (check all that apply)



Details

Number of respondents 76
Number of respondents who skipped this question 38

10. How often do you boat from one lake to another in the Sebago chain?



<i>Several times each season</i>		25.25%	25
<i>Once or twice each season</i>		23.23%	23
<i>Hardly ever -- once every few years</i>		15.15%	15
<i>Not at all - have never boated Sebago to Brandy Pond or Brandy Pond to Long Lake</i>		8.08%	8
Details	<i>Other (Specify)</i>	15.15%	15

Number of respondents 99
Number of respondents who skipped this question 15

11. When you boat between the lakes, which areas do you most often go between?

	% of Respondents	Number of Respondents
<i>Sebago and Songo Lock</i>	16.48%	15
<i>Sebago and Brandy Pond</i>	8.79%	8
<i>Sebago and Long Lake</i>	31.87%	29
<i>Brandy Pond and Songo Lock</i>	17.58%	16
<i>Brandy Pond and Long Lake</i>	41.76%	38
<i>Long Lake and Songo Lock</i>	32.97%	30

Number of respondents 91
Number of respondents who skipped this question 23

12. What other forms of recreation do you enjoy in the Lake Region? (please check all that apply)

	% of Respondents	Number of Respondents
<i>Fishing</i>	64.94%	50
<i>Hunting</i>	12.99%	10
<i>Snowmobiling</i>	28.57%	22
<i>Skiing</i>	51.95%	40
Details	<i>Other (Specify)</i>	25.97%

Number of respondents 77
Number of respondents who skipped this question 37

13. Are you planning to trade up, or buy an additional boat, in the near future? What would your choice most likely be?

	% of Respondents	Number of Respondents
<i>Dinghy/Canoe/Kayak/Paddleboat/Rowboat</i>	8.33%	3
<i>Rowboat w/motor</i>	2.78%	1
<i>Runabout/Ski Boat 16-22'</i>	13.89%	5
<i>Runabout 23-30'</i>	11.11%	4
<i>Sport Cruiser 23-30'</i>	13.89%	5
<i>Cabin Cruiser 23-40'</i>	11.11%	4
<i>Party Boat/Pontoon</i>	25.00%	9
<i>Sailboat</i>	19.44%	7
Details	<i>Other (Specify)</i>	11.11%

Number of respondents 36
Number of respondents who skipped this question 78

14. Comments:

Details

Number of Respondents 36
Number of respondents who skipped this question 78